





Dr Natalie
Delimata




IT Sligo









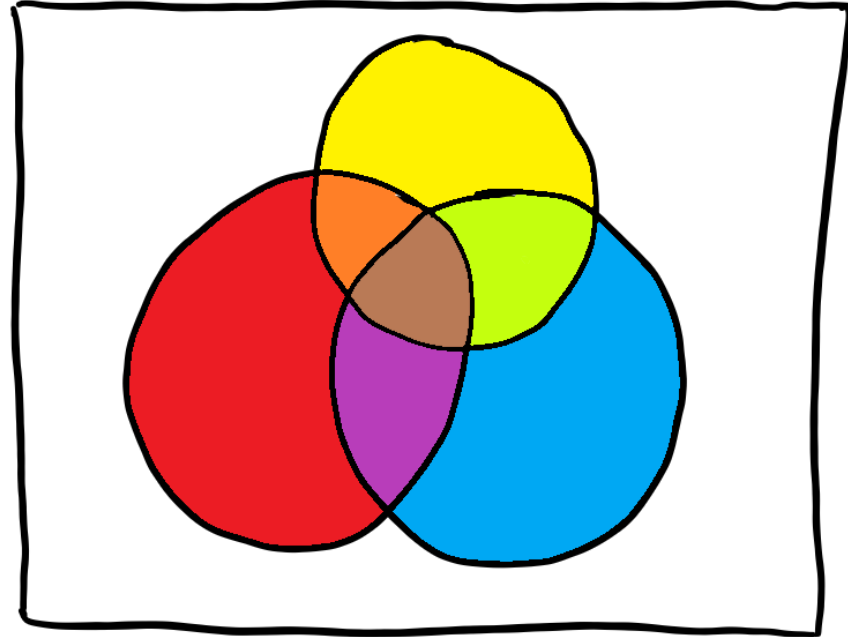









EXAMPLE



STUDENTS



UOOL

DIGITAL

BADGE

REDESIGN

PROTECT

The Problem


- Fear of creative expressions
- Difficult to picture outcome
- Can't work on their own
- Anxious about asking
- Loose track of tasks


Delayed engagement





The Solution

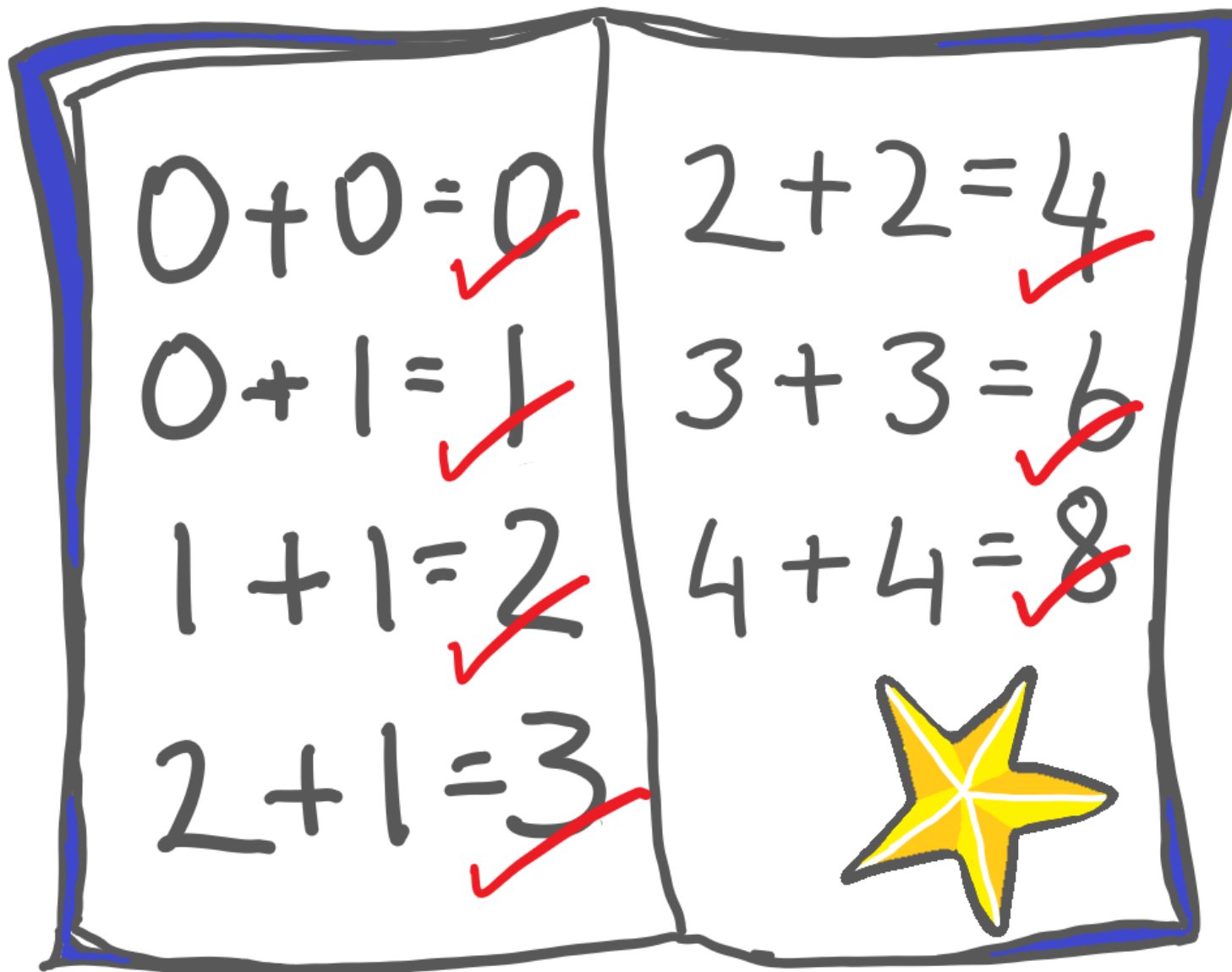
- Facilitate Autonomy
 - Assess progress
 - Recruit Interest
 - Set clear goals
 - Chunk Tasks
- Support Engagement











CP1 Scrapbook Assessment Check List

Submission Via Registered post by 6th Jan 2021 – post by 4th Jan 2021 at the latest

Post to include Scrapbook with 17 lecturer led activities (60%) and Self-directed paper patch (15%).

Advice on organising your scrapbook can be found on your OneDrive in a shared video entitled:

00. Organising Scrapbook



Lecturer Led Activities			
Activity Number & Name	Activity Image Identifier	Where to find info and what you need. All Activity write-ups must include: <u>A Title; Materials List; Method; Reflection & Sample Piece</u> unless otherwise stated.	When done tick box
01. Colour Mixing		Video shared in OneDrive - materials needed: blue, red & yellow paint; paint brush; white paper; pencil; water; tissue.	
02. Tint, Tones & Shades		Video shared in OneDrive - materials needed: any colour paint + black and white paint; paint brush; white paper, pencil, water, tissue.	
03. Leaf Colour Study		Video shared in OneDrive - materials needed: blue, red, yellow, black and white paint; paint brush; paper; pencil; water; tissue.	
04. Butterfly or Fold		Video shared in OneDrive - materials needed: paint in various colours; paper.	
05. Blow Printing		Video shared in OneDrive - materials needed: paint in any colour; water; paint brush for mixing; paper; straw; tissue.	






06. News Printing		Video shared in OneDrive - materials needed: dark paint; oil pastels or crayons; white paint brush; paper; water; tissue.	
07. Crayon & Paint Etching		Video shared in OneDrive - materials needed: blue, red, yellow, black and white paint; paint brush; paper, pencil, water; tissue.	
08. Nature Study		PowerPoint shared in OneDrive - materials needed: warm clothes; camera; printer. Does not need materials list or methods - reflection 200-300 words.	
09. Mono-printing		Video shared in OneDrive - materials needed: surface to print on; dark paint; paint brush; white paper; straw or lollipop stick, water, tissue.	
10. Bubble Printing		Two Videos shared in OneDrive - materials needed: dark paint; washing-up liquid; water; straw; paper; paint brush for mixing; water; tissue.	
11. Potato Printing		Video shared in OneDrive - materials needed: potato; carving tool (teaspoon, lollipop stick), large knife; paints various colours; paint brush; paper; pencil; water; tissue.	
12. Leaf Rubbing		Video shared in OneDrive - materials needed: Vined leaf; paper, crayons.	
13. Leaf Printing		Video shared in OneDrive - materials needed: Vined leaf; various coloured paint; paint brush; paper; water; tissue.	
14. Sponge Printing		Video shared in OneDrive - materials needed: sponge various coloured paint; paint brush; paper, water; tissue.	

15. Making Playdough		Video shared in OneDrive - materials needed: bowl for mixing; plain flour; salt; water; food colouring.	
16. Playdough Decorations		Video shared in OneDrive - materials: playdough various colours; rolling pin, cookie cutters or knife, baking tray, parchment; oars, ribbon / string, paper, scissors.	
17. Paper Snowflakes		Video shared in OneDrive - materials needed: white paper, scissors.	
Self-Directed Activities			
18. Making Patch Template		Video shared in OneDrive - materials: A4 paper x 4, scissors, long ruler or straight edge, masking tape. The Finished Patch is posted with, but is not stuck into your logbook.	
19. Research		Video shared in OneDrive - materials needed: internet access, books, magazines, photos etc. Evidence of research stuck into / recorded in logbook.	
20. Innovative Materials		Video shared in OneDrive - materials needed: any & all materials + curiosity & willingness to think outside the box. Evidence of innovative and imaginative use of materials created through samples & test pieces stuck in logbook.	
21. Colour, Texture & Pattern		Video shared in OneDrive - materials needed: an active imagination and a willingness to innovate and PLAY!!!! Evidence in logbook samples / test pieces and Finished Paper Patch.	










22. Finish Patchwork		Video shared in OneDrive - drawing on all your research, materials & samples - create your Finished Paper Patch. What it looks like is up to you! Posted with, but not stuck into logbook!	
If all boxes are ticked, then post it off...	Send register post to: Dr Natalie Delimata Dept. Social Science IT, Sligo Ash Lane Sligo	Last box - tick after posting - and - Supertastic Well Done!!!	

Use some stickers you can use, just copy and paste them into the appropriate square:



01. Colour Mixing		<p>Video shared in OneDrive - materials needed: blue, red & yellow paint; paint brush; white paper, pencil; water, tissue.</p>	
02. Tints Tones & Shades		<p>Video shared in OneDrive - materials needed: any colour paint + black and white paint; paint brush; white paper, pencil, water, tissue.</p>	
03. Leaf Colour Study		<p>Video shared in OneDrive - materials needed: blue, red, yellow, black and white paint; paint brush; paper; pencil; water; tissue.</p>	
04. Butterfly or Fold		<p>Video shared in OneDrive - materials needed: paint in various colours; paper.</p>	
05. Blow Painting		<p>Video shared in OneDrive - materials needed: paint in any colour, water; paint brush for mixing; paper; straw; tissue.</p>	



01. Colour Mixing		<p>Video shared in OneDrive - materials needed: blue, red & yellow paint; paint brush; white paper, pencil; water, tissue.</p>	
02. Tints Tones & Shades		<p>Video shared in OneDrive - materials needed: any colour paint + black and white paint; paint brush; white paper, pencil, water, tissue.</p>	
03. Leaf Colour Study		<p>Video shared in OneDrive - materials needed: blue, red, yellow, black and white paint; paint brush; paper; pencil; water; tissue.</p>	
04. Butterfly or Fold		<p>Video shared in OneDrive - materials needed: paint in various colours; paper.</p>	
05. Blow Painting		<p>Video shared in OneDrive - materials needed: paint in any colour, water; paint brush for mixing; paper; straw; tissue.</p>	

<p>If all boxes are ticked, then post it off...</p>	<p>Send register post to: Dr Natalie Delimata Dept. Social Science IT, Sligo Ash Lane <u>Bellanode</u> Sligo F91 YW50</p>	<p>Last box - tick after posting – and...</p> <p>Supertastic Well Done!!!</p>	
---	--	--	---

How does
the checklist
address UDL
aims...

Facilitate Autonomy

The Assessment Check List allowed students to find and buy materials, create at their own pace and practice / experiment as often as they liked - unobserved.

Assess progress

Checking off tasks one by one and comparing what they were doing with images / videos allowed students to monitor their progress, feel confident they were on the right track and estimate the time needed to complete the full assessment.

Recruit Interest

Seeing what was required eliminated the mystery and fear of creative engagement, removed the stress and made it fun.

Set clear goals

The check list provided students with knowledge of where they were going and a map of how to get there.

Chunk Tasks

Having lots of small manageable tasks meant students could get a result / reward from a minimum of effort, which sustains interest and is very motivating.

I WAS
AFFRAID I FORGOT
STUFF, BUT THAT HELPED
ME NOT FORGET
ANYTHING!


I HAVE IT HERE NOW,
I'M CHECKING IT OFF AS I GO...

IT'S ALWAYS
HANDY TO REFER BACK TO
-IT'S A GOOD TOOL!

I
LOVE TICKING OFF
EACH THING!



IF I DIDN'T HAVE IT,
I'D BE SECOND GUESSING
MYSELF...

...IT'S DEFINITELY HELPFUL...
...IT PRIORITISES WHAT YOU NEED
AND ALLEVIATES STRESS!



I GUIDES YOU
ON HOW TO GET STARTED
AND MAKES SURE YOU
HAVE EVERYTHING...

Student's Feedback



TAMBIN



